

Easter 2004 : Brief Report on Fatal Crashes and Fatalities

The number of fatal crashes decreased by 17 (-9,3%) from 182 crashes over Easter 2003 to 165 crashes over Easter 2004. The resulting number of fatalities decreased by 49 (-21,0%) from 232 fatalities over Easter 2003 to 183 fatalities over Easter 2004.

The number of fatal crashes and fatalities per Province over the 5-day period for Easter 2003 and 2004 are shown in the table and graphs below.

Number of Fatal Crashes and Fatalities

Thursday to Monday

Easter 2003										
Number of Crashes										
Prov	GA	KZ	WC	EC	FS	MP	NW	LP	NC	Tot
Total	26	39	19	24	17	27	12	17	1	182

Easter 2004										
Number of Crashes										
Prov	GA	KZ	WC	EC	FS	MP	NW	LP	NC	Tot
Total	30	39	11	15	17	15	15	20	3	165

% Change in Number of Crashes										
	GA	KZ	WC	EC	FS	MP	NW	LP	NC	Tot
	15.38	0.00	-42.11	-37.50	0.00	-44.44	25.00	17.65	200.00	-9.34

Easter 2003										
Number of Fatalities										
Prov	GA	KZ	WC	EC	FS	MP	NW	LP	NC	Tot
Total	29	43	30	29	22	39	16	22	2	232

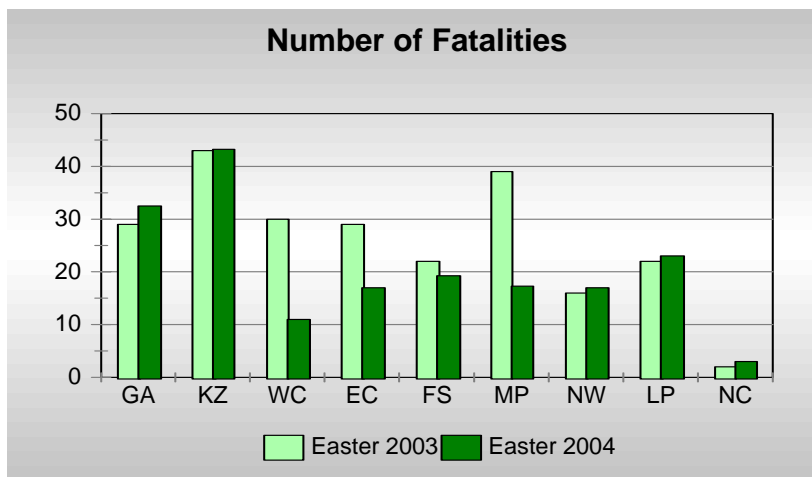
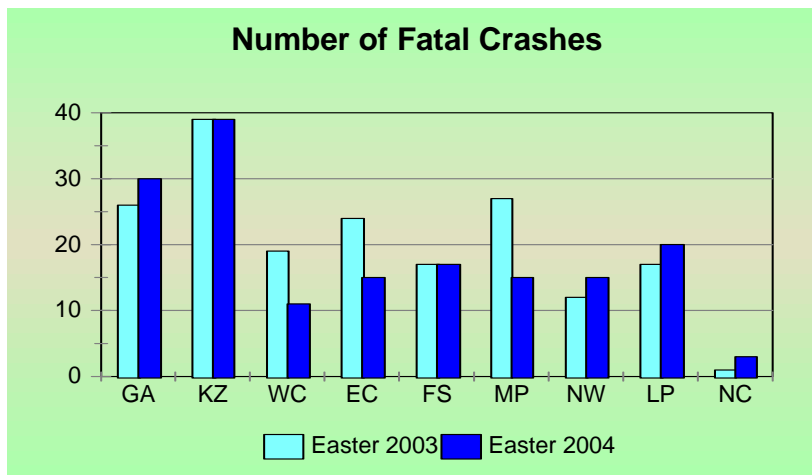
Easter 2004										
Number of Fatalities										
Prov	GA	KZ	WC	EC	FS	MP	NW	LP	NC	Tot
Total	33	43	11	17	19	17	17	23	3	183

% Change in Fatalities										
	GA	KZ	WC	EC	FS	MP	NW	LP	NC	Tot
	12.07	0.00	-63.33	-41.38	-12.42	-55.62	6.25	4.55	50.00	-21.00

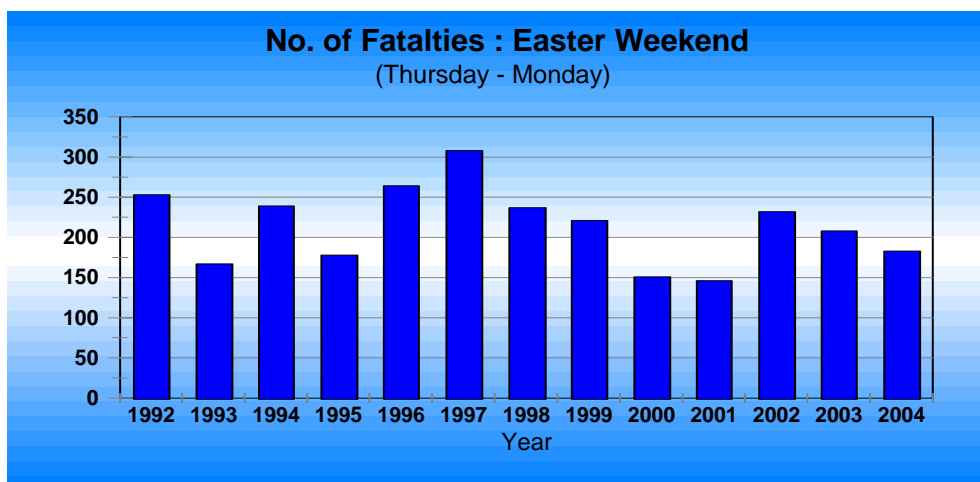
Fatalities	2003	2004	% Change
Driver	58	37	-35.87
Passenger	77	57	-25.54
Pedestrian	97	89	-8.49
Total	232	183	-21.00

The fatalities in the Western Cape decreased by 63%, the decrease in Mpumalanga was 56%, in the Eastern Cape 41% and in the Free State 12%. The number of fatalities in KwaZulu-Natal remained the same. The

remaining four provinces, Limpopo, Gauteng, North West and the Northern Cape reported a total increase of 7 fatalities between them.



Number of Easter weekend Fatalities : 1992 to 2004



More people left on the Thursday and Easter Friday than in 2003 and traffic volumes on all the main routes leading out of Gauteng were between 6% and 14% higher on these two days. On Monday the traffic volumes were between 2% (the N1 north at Kranskop) and 21% (N3 at Van Reenen) lower than last year, due to some people taking advantage of voting day to extend their holidays up to Tuesday and Wednesday.

Overall, the total traffic volumes during the Easter weekend at counting stations on the N1 in the Free State, the N3 and the N4 routes were between 1% and 8% higher than last year's Easter weekend, while the total number of vehicles on the N1 between Gauteng and Polokwane was more or less the same as last year.